

How to Register Online

Steps for Returning Families:

*****IF YOU ARE NEW TO LITTLE ATHLETICS – PLEASE SCROLL DOWN TO PAGE 5*****

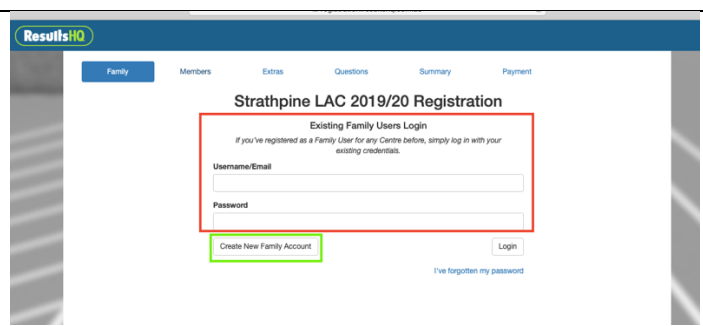
Step 1 – Click on this link:

<http://registration.resultshq.com.au/centreregistration/familydetails/c6f8ff99-2f9d-445a-9cef-ed88128084e6>

If this hyperlink doesn't work, try a different browser (i.e. Google Chrome). If that doesn't work, the link is available on our Facebook page or Website (<https://www.sla.org.au/how-to-register>).

Step 2 – Login to your account using your ResultsHQ login:

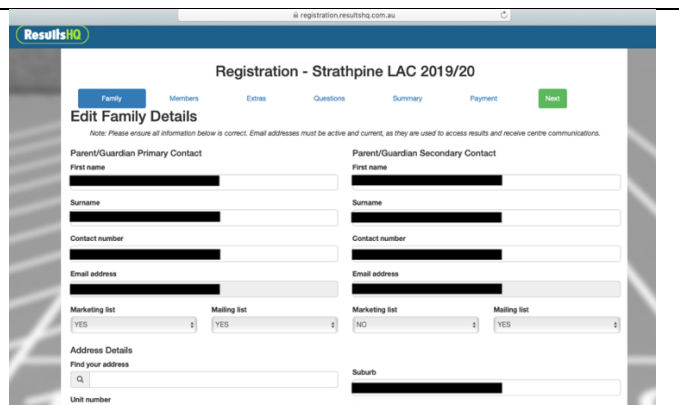
Enter your ResultsHQ username/email and password and click login. If you have forgotten your password, click 'I've Forgotten My Password'.



Step 3 – Edit your pre-existing family details:

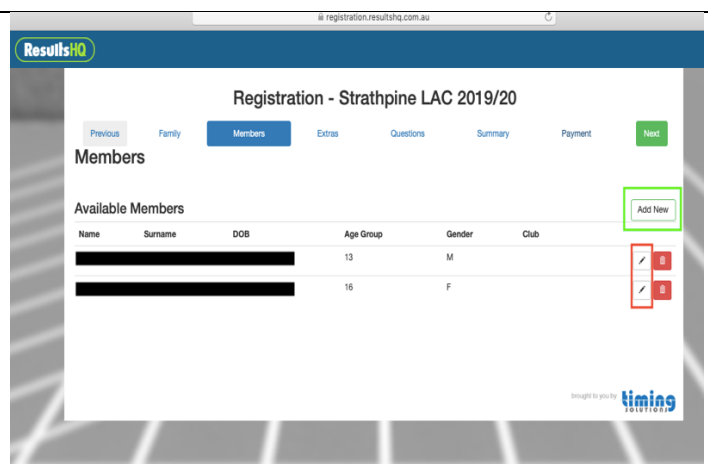
Please ensure that your email and contact number is correct.

Once all details are finalised, click the green 'Next' button.



Step 4 – Edit and/or add members (athletes):

1. Pre-existing athletes will be present on the screen.
2. Click on the red edit icon for each athlete and ensure their details are up-to-date. Please update any medical conditions, etc.
3. You will need to assign each athlete to our club – Strathpine Little Athletics Centre.
4. If you need to add any additional athletes, hit the 'Add New' button.
5. The age group for each athlete will have already been updated.
6. Once the details for each athlete are updated, click the green 'Next' button.



Step 5 – Option to Purchase Uniforms Online.

If you wish to purchase uniforms online, we have added this feature this year. If you are unsure of sizes and would prefer to try on items before purchasing, you can do this at any of our Sign On Days. Just click the green 'Next' button to skip this step.

Compulsory Uniform Items:

- Unisex Shirt – \$45.00
- Shorts – \$20.00
(option of Girls Bike Shorts or Unisex Mesh Shorts)

There are optional uniform items for athletes in U13-U17.

To add uniform items to your basket, click on the quantity button next to the specific uniform item. You will be able to collect these at any of our Sign On Days.

Name	Description	Quantity	Price	Subtotal
Unisex Mesh Shorts - Size Large	Our club shorts are a compulsory uniform item. There are two short options: the Girls Bike Shorts or the Unisex Mesh Shorts.	0	\$20.00	\$0.00
Unisex Shirt - Size 4	Our club shirt is a compulsory uniform item. The club shirt is unisex and must be worn by every athlete at every competition.	0	\$45.00	\$0.00
U13+ Girls Competition Crop Top - Size L8	Optional uniform item. Must ONLY be worn by female athletes in U13-U17. If an athlete chooses to wear the Crop Top, they will also need to wear the Club Shirt between events.	0	\$35.00	\$0.00
Unisex Shirt - Size 8	Our club shirt is a compulsory uniform item. The club shirt is unisex and must be worn by every athlete at every competition.	0	\$45.00	\$0.00
U13+ Girls Competition Crop Top - Size L6	Optional uniform item. Must ONLY be worn by female athletes in U13-U17. If an athlete chooses to wear the Crop Top, they will also need to wear the Club Shirt between events.	0	\$35.00	\$0.00
U13+ Girls Competition Crop Top - Size L12	Optional uniform item. Must ONLY be worn by female athletes in U13-U17. If an athlete chooses to wear the Crop Top, they will also need to wear the Club Shirt between events.	0	\$35.00	\$0.00
U13+ Girls Competition Crop Top - Size L14	Optional uniform item. Must ONLY be worn by female athletes in U13-U17. If an athlete chooses to wear the Crop Top, they will also need to wear the Club Shirt between events.	0	\$35.00	\$0.00
U13+ Girls Competition Crop Top - Size L16	Optional uniform item. Must ONLY be worn by female athletes in U13-U17. If an athlete chooses to wear the Crop Top, they will also need to wear the Club Shirt between events.	0	\$35.00	\$0.00
U13+ Girls Competition Bike Pants - Size L8	Optional uniform item. Must ONLY be worn by female athletes in U13-U17.	0	\$35.00	\$0.00
U13+ Girls Competition Bike	Optional uniform item. Must ONLY be worn by female athletes in U13-U17.	0	\$35.00	\$0.00

IF YOU WISH TO PURCHASE UNIFORMS ONLINE – PLEASE PURCHASE THEM ONLINE BEFORE THE FOLLOWING TIMES FOR EACH SIGN ON DAY

Sign On 1 (Sun 16th Aug) – ORDER BY FRI 15th AUG 11:59pm

Sign On 2 (Fri 21st Aug) – ORDER BY THURS 20th AUG 11:59pm

If you purchase uniforms after these times and come to that sign on, they will not be ready for you to collect. You will need to come to the following Sign On Day.

Step 6 – Answer the Questions:

To view the Terms and Conditions for registering with our club, click on the blue 'View Terms' hyperlink.

Registration - Questions

Registration - Strathpine LAC 2019/20

Family Questions

How did you hear about Strathpine Little Athletics? [View Terms](#)

Would you like to be added to our mailing list?

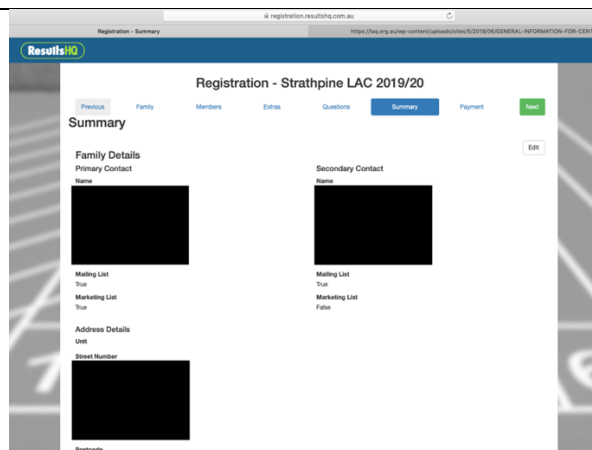
How did you hear about the sign-on's for Little Athletics?

Family/Friend School
Signs
Facebook

Step 7 – Check the details are correct on your Summary Page:

If any details are incorrect, you can click the 'Previous' button to go back and edit different sections.

If the details are correct, click the green 'Next' button.

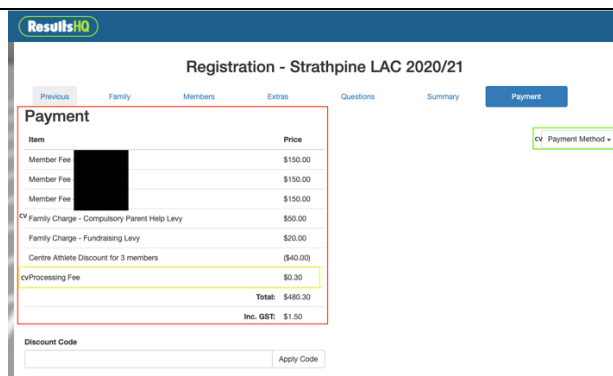


Step 8 – Payment Summary:

Your payment summary will come up on the left of the screen as indicated by the red box.

There is a processing fee of \$0.30 if you decide to pay online. If you don't want to pay this fee, select the 'Cash' option in the 'Payment Method' drop-down box and you can pay your fees with Eftpos/Cash at any of our Sign On Days.

If you have done a trial and decide to Register, you can enter your Trialist Discount Code into the 'Discount Code' section.



Step 9 – Select Your Payment Type:

If you want to pay online:

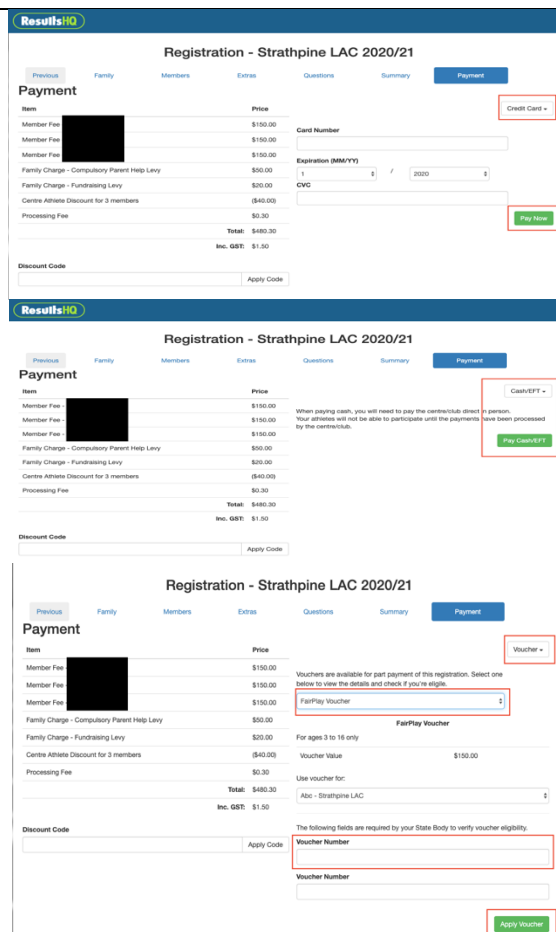
In the 'Payment Method' drop-down box, select the 'Credit Card' Option. Enter your card details. Then click the green 'Pay Now' button.

If you want to pay cash/eftpos at one of our Sign On Days:

In the 'Payment Method' drop-down box, select the Cash/EFT Option. Then click the green 'Pay Cash/EFT' button.

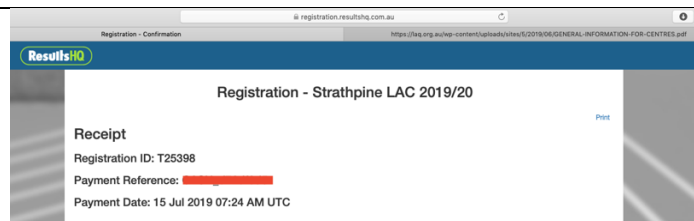
IF YOU HAVE A FAIRPLAY VOUCHER:

In the 'Payment Method' drop-down box, select the Voucher Option. Select 'FairPlay Voucher' in the drop-down box. Type the number on your Fair Play Voucher. Then click the green 'Apply Voucher' button. Bring the FairPlay Voucher to one of our Sign On Days.



Step 10 – Take a screenshot of your Receipt:

Please bring this with you to one of our Sign On Days.



Step 11 – Check your emails:

You will receive a confirmation email once you complete your online registration.

Step 12 – Come to **one** of our Sign On Days to receive your Registration Pack:

Sign On Days:

- Sign On Day 1: Sun 16th Aug 9am – 12pm
- Sign On Day 2: Fri 21st Aug 6pm – 8pm

Location: John Oxley Reserve, Ogg Road, Murrumba Downs, 4503

How to Register Online

Steps for New Families:

*****IF YOU WERE HERE LAST YEAR – PLEASE SCROLL UP TO PAGE 1*****

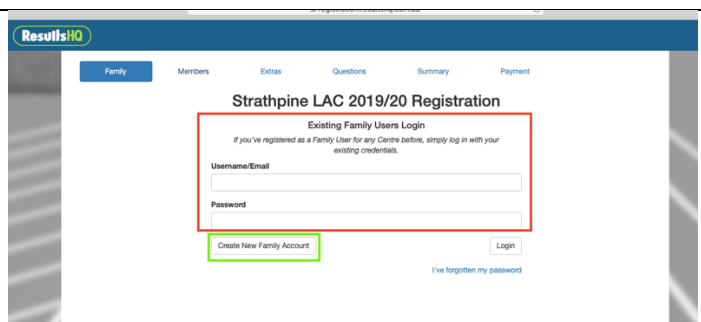
Step 1 – Click on this link:

<http://registration.resultshq.com.au/centreregistration/familydetails/c6f8ff99-2f9d-445a-9cef-ed88128084e6>

If this hyperlink doesn't work, try a different browser (i.e. Google Chrome). If that doesn't work, the link is available on our Facebook page or Website (<https://www.sla.org.au/how-to-register>).

Step 2 – Create a Family Account:

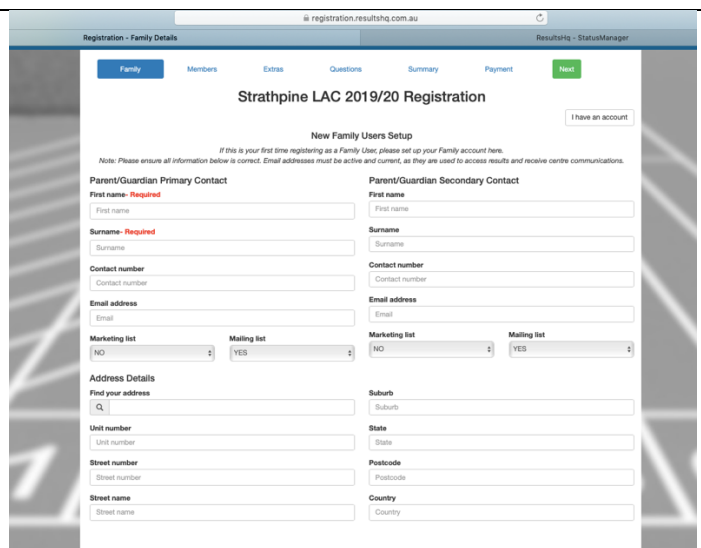
Click 'Create New Family Account' as indicated by the green box.

The screenshot shows the 'Strathpine LAC 2019/20 Registration' page. At the top, there are tabs for 'Family', 'Members', 'Extras', 'Questions', 'Summary', and 'Payment'. The 'Family' tab is selected. Below the tabs, there is a section titled 'Existing Family Users Login' with a red border. It contains fields for 'Username/Email' and 'Password', and a 'Login' button. Below this section, there is a green box around the 'Create New Family Account' button. There is also a link for 'I've forgotten my password'.

Step 3 – Enter your details (i.e. details of Parents/Guardians) to create your family account.

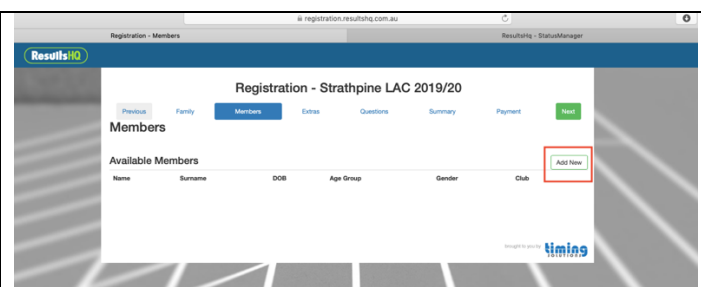
Complete all of the necessary fields. Please enter active email addresses, as you will use these email addresses to login and access results after each weekly Friday night competition.

Once all details are finalised, click the green 'Next' button.

The screenshot shows the 'Strathpine LAC 2019/20 Registration' page with the 'New Family Users Setup' section. It contains two main sections: 'Parent/Guardian Primary Contact' and 'Parent/Guardian Secondary Contact'. Each section has fields for 'First name', 'Surname', 'Contact number', 'Email address', and 'Marketing list'. There is also an 'Address Details' section with fields for 'Find your address', 'Unit number', 'Street number', 'Street name', 'Suburb', 'State', 'Postcode', and 'Country'. A green 'Next' button is highlighted in the top right corner.

Step 4 – Add members (athletes):

1. You will have no members on your screen.
2. To add members (athletes) click the 'Add New' button, as indicated by the red box.

The screenshot shows the 'Strathpine LAC 2019/20 Registration' page with the 'Members' section. It features a table with columns for 'Name', 'Surname', 'DOB', 'Age Group', 'Gender', and 'Club'. Below the table, there is a red box around the 'Add New' button. The 'Next' button from the previous step is also visible in the top right corner.

Step 5 – Complete the details for each athlete:

1. Please complete each of the boxes.
2. The age group will auto-populate based off of the date of birth you enter. Please enter the correct date of birth, otherwise your child will be put in the wrong age group.
3. You can either upload a proof of age document or bring it with you to one of the Sign On Days.
4. In the club section, please select 'Strathpine Little Athletics Centre'.
5. Please enter any medical conditions. If your child has no medical conditions, write n/a.
6. If you wish for us to give medical assistance/treatment to your child in the unlikely event of an accident/injury/etc, please select 'YES' in the drop-down box under 'Medical Treatment Permission'.
7. Once you complete the details for each athlete, click the green 'Create' button.

Repeat Steps 4 and 5 for any additional children you may be registering.

Step 6 – Confirm the details of all of your members (athletes):

The details of all of the athletes you are registering will appear on the screen.

Once you have created an account for each of your children, hit the green 'Next' button as indicated by the red box.

Name	Surname	DOB	Age Group	Gender	Club	
[Redacted]	[Redacted]	[Redacted]	11	F	Strathpine Little Athletics Centre	[Edit] [Delete]
[Redacted]	[Redacted]	[Redacted]	9	F	Strathpine Little Athletics Centre	[Edit] [Delete]
[Redacted]	[Redacted]	[Redacted]	9	F	Strathpine Little Athletics Centre	[Edit] [Delete]
[Redacted]	[Redacted]	[Redacted]	7	M	Strathpine Little Athletics Centre	[Edit] [Delete]

Step 7 – Option to Purchase Uniforms Online.

If you wish to purchase uniforms online, we have added this feature this year. If you are unsure of sizes and would prefer to try on items before purchasing, you can do this at any of our Sign On Days. Just click the green 'Next' button to skip this step.

Compulsory Uniform Items:

- Unisex Shirt – \$45.00
- Shorts – \$20.00
(option of Girls Bike Shorts or Unisex Mesh Shorts)

There are optional uniform items for athletes in U13-U17.

To add uniform items to your basket, click on the quantity button next to the specific uniform item. You will be able to collect these at any of our Sign On Days.

Name	Description	Quantity	Price	Subtotal
Unisex Mesh Shorts - Size Large	Our club shorts are a compulsory uniform item. There are two short options: the Girls Bike Shorts or the Unisex Mesh Shorts.	0	\$20.00	\$0.00
Unisex Shirt - Size 4	Our club shirt is a compulsory uniform item. The club shirt is unisex and must be worn by every athlete at every competition.	0	\$45.00	\$0.00
U13+ Girls Competition Crop Top - Size L6	Optional uniform item. Must ONLY be worn by female athletes in U13-U17. If an athlete chooses to wear the Crop Top, they will also need to wear the Club Shirt between events.	0	\$35.00	\$0.00
Unisex Shirt - Size 8	Our club shirt is a compulsory uniform item. The club shirt is unisex and must be worn by every athlete at every competition.	0	\$45.00	\$0.00
U13+ Girls Competition Crop Top - Size L6	Optional uniform item. Must ONLY be worn by female athletes in U13-U17. If an athlete chooses to wear the Crop Top, they will also need to wear the Club Shirt between events.	0	\$35.00	\$0.00
U13+ Girls Competition Crop Top - Size L12	Optional uniform item. Must ONLY be worn by female athletes in U13-U17. If an athlete chooses to wear the Crop Top, they will also need to wear the Club Shirt between events.	0	\$35.00	\$0.00
U13+ Girls Competition Crop Top - Size L14	Optional uniform item. Must ONLY be worn by female athletes in U13-U17. If an athlete chooses to wear the Crop Top, they will also need to wear the Club Shirt between events.	0	\$35.00	\$0.00
U13+ Girls Competition Crop Top - Size L16	Optional uniform item. Must ONLY be worn by female athletes in U13-U17. If an athlete chooses to wear the Crop Top, they will also need to wear the Club Shirt between events.	0	\$35.00	\$0.00
U13+ Girls Competition Bike Pants - Size L8	Optional uniform item. Must ONLY be worn by female athletes in U13-U17.	0	\$35.00	\$0.00
U13+ Girls Competition Bike	Optional uniform item. Must ONLY be worn by female athletes in U13-U17.	0	\$35.00	\$0.00

IF YOU WISH TO PURCHASE UNIFORMS ONLINE – PLEASE PURCHASE THEM ONLINE BEFORE THE FOLLOWING TIMES FOR EACH SIGN ON DAY

Sign On 1 (Sun 16th Aug) – ORDER BY FRI 15th AUG 11:59pm

Sign On 2 (Fri 21st Aug) – ORDER BY THURS 20th AUG 11:59pm

If you purchase uniforms after these times and come to that sign on, they will not be ready for you to collect. You will need to come to the following Sign On Day.

Step 8 – Answer the Questions:

To view the Terms and Conditions for registering with our club, click on the blue 'View Terms' hyperlink.

Registration - Questions

Previous Family Members Extras Questions Summary Payment Next

Questions

Family Questions

How did you hear about Strathpine Little Athletics? [View Terms](#)

Would you like to be added to our mailing list?

How did you hear about the sign-on's for Little Athletics?

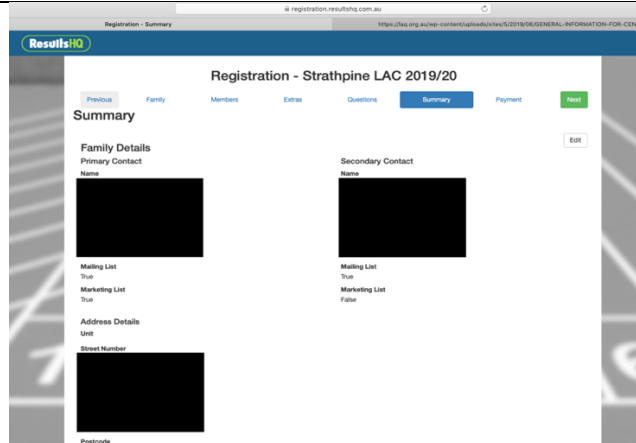
Family/Friend School Sign Facebook

Brought to you by **timings**

Step 9 – Check the details are correct on your Summary Page:

If any details are incorrect, you can click the 'Previous' button to go back and edit different sections.

If the details are correct, click the green 'Next' button.

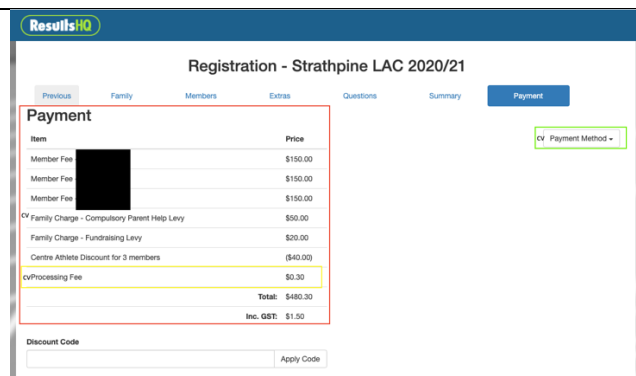


Step 10 – Payment Summary:

Your payment summary will come up on the left of the screen as indicated by the red box.

There is a processing fee of \$0.30 if you decide to pay online. If you don't want to pay this fee, select the 'Cash' option in the 'Payment Method' drop-down box and you can pay your fees with Eftpos/Cash at any of our Sign On Days.

If you have done a trial and decide to Register, you can enter your Trialist Discount Code into the 'Discount Code' section.



Step 11 – Select Your Payment Type:

If you want to pay online:

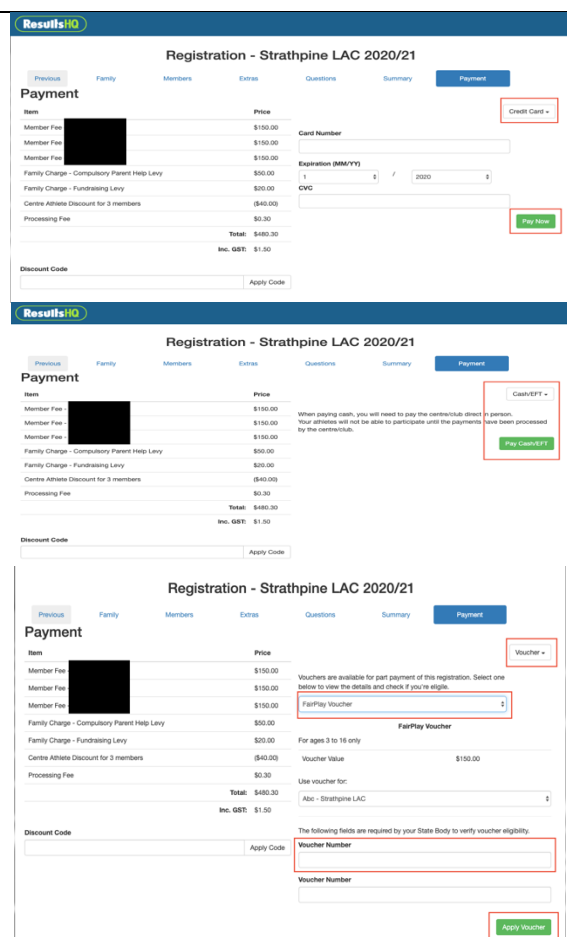
In the 'Payment Method' drop-down box, select the 'Credit Card' Option. Enter your card details. Then click the green 'Pay Now' button.

If you want to pay cash/eftpos at one of our Sign On Days:

In the 'Payment Method' drop-down box, select the Cash/EFT Option. Then click the green 'Pay Cash/EFT' button.

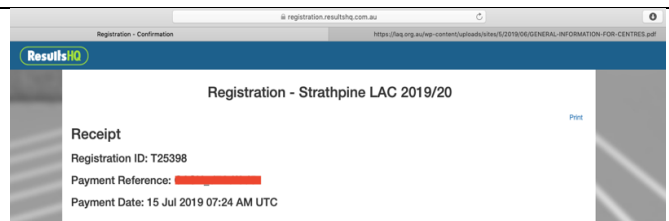
IF YOU HAVE A FAIRPLAY VOUCHER:

In the 'Payment Method' drop-down box, select the Voucher Option. Select 'FairPlay Voucher' in the drop-down box. Type the number on your Fair Play Voucher. Then click the green 'Apply Voucher' button. Bring the FairPlay Voucher to one of our Sign On Days.



Step 12 – Take a screenshot of your Receipt:

Please bring this with you to one of our Sign On Days.



Step 13 – Check your emails:

You will receive a confirmation email once you complete your online registration.

Step 14 – Come to one of our Sign On Days to receive your Registration Pack:

Sign On Days:

- Sign On Day 1: Sun 16th Aug 9am – 12pm
- Sign On Day 2: Fri 21st Aug 6pm – 8pm

Location: John Oxley Reserve, Ogg Road, Murrumba Downs, 4503